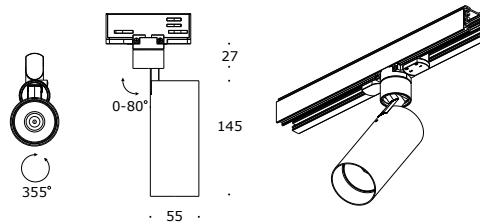


# POINTER 60 TRACK



3 phase track spotlight. Track spotlight in tubular form with deeply recessed lamp position for minimal visual impact. Suitable for accent lighting.





## POINTER 60 GU10 TRACK

390		reference	4601
IP20		wattage	max 35 W
230V		lamp	QPAR51
		base	GU10

## POINTER 60 COB TRACK

Non-dimmable driver			
460		reference	4605   4606
IP20		wattage	12.9 W
230V		lamp	COB2700, 3000, 4000 K / CRI 97+
		optics	32°   16°

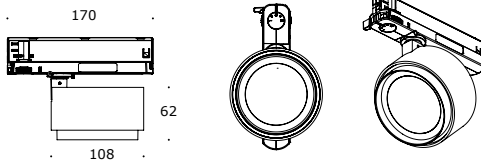
# POINTER 110 TRACK



3 phase track spotlight. Track spotlight in tubular form with deeply recessed lamp position for minimal visual impact. Suitable for accent lighting.

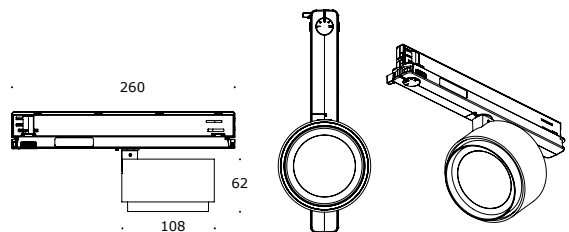


## POINTER 110 TRACK



445	⬠	reference	2461WW   2462WW
IP20	⚡	wattage	18 W
230V	CE	lamp	COB
		optics	15°   53°

## POINTER 110 TRACK DALI









500	⬠	reference	2461WWDD   2462WWDD
IP20	⚡	wattage	18 W
230V	CE	lamp	COB
		optics	15°   53°



Private house, Back2Architecture

## TRACK

<p>EUTRAC</p> <p>track 4m</p>  <p>25-406 white 25-402 black</p>	<p>live end</p>  <p>earth right 555 1 1201 6 white 555 1 1201 2 black</p> <p>earth left 555 1 1202 6 white 555 1 1202 2 black</p>	<p>straight coupler</p>  <p>555 1 1206 6 white 555 1 1206 2 black</p>	<p>L coupler</p>  <p>earth outside 555 1 1209 6 white 555 1 1209 2 black</p> <p>earth inside 555 1 1210 6 white 555 1 1210 2 black</p>	<p>ceiling clip</p>  <p>99-018-6 white 99-018-2 black</p> <hr/> <p>end cap</p>  <p>555 1 1217 6 white 555 1 1217 2 black</p>
--	--	--	--	--